

1280 Enterprise™ Series

PROGRAMMABLE
INDICATOR/CONTROLLER
WITH COLOR TOUCHSCREEN



RICE LAKE®
WEIGHING SYSTEMS

800-472-6703
www.ricelake.com

1280 Enterprise™ Series

PROGRAMMABLE INDICATOR/CONTROLLER
WITH COLOR TOUCHSCREEN

Unlimited Control. Infinite

Command the future
with Rice Lake's 1280 Enterprise.

The 1280 Enterprise™ Series programmable indicator is an innovative powerhouse, delivering uncompromising speed for today's operations and expansive options for tomorrow's requirements. The 1280 is an event based programmable controller with color touchscreen ideal for custom applications that combine signal processing, input/output control and network communications. Explore the potential, discover the power and unlock the possibilities.

Built for Business

The 1280 is the definitive solution for complete business systems integration, shattering the barrier between operations and data. A durable color touchscreen with a seven-inch LCD display integrates data with real-time operations to leverage actionable information.

Crisp visuals bring instant access to frequently used functions. Program multiple screens with custom graphics and softkeys for an interface that is designed for your process.




Resistive touch display
by operators w



Web browser access
for operation screens.

Built-in
Web Server



Integrate into any application
with up to six option cards for
extended functionality.

Possibilities.



12-inch screen touch-only



Easy-mount panel style requires only five drilled holes for installation.

1280



7-inch screen touch-only

Universal, wall and panel enclosures provide versatile installation options.



Can be used wearing gloves.

Fits Right In

Modular design makes the 1280 a dynamic piece for the growth of any enterprise, and it is built tough to withstand even the harshest environments.

- Universal, panel or wall mount
- Vibrant, 7- or 12-inch resistive touch display can be used by operators wearing gloves
- Industrial-grade components
- Stainless steel NEMA Type 4X enclosures
- IP69K protection for universal and panel mount

Prolific Communication

Unparalleled onboard capabilities allow seamless integration with existing equipment.

- Standard Ethernet TCP/IP, Wi-Fi®, Wi-Fi Direct®, USB, Bluetooth® and RS-232/485
- Built-in web server creates a new dimension in remote access, systems integration and data monitoring
- Manage and access critical information from anywhere on the network with handheld devices, printers, PLCs or PCs
- Create a custom database to store valuable information, including ID numbers, transactions, formulas, label formats and more

Future Proof

The 1280 Enterprise is a leap forward in technology, empowering your operation with control of today and command of the future.

- Highly customizable graphical user interface
- Able to power up to eight scales
- Single or multi-range/interval weighing functions
- Programmable through iRite to store/retrieve data with an onboard database storage of 460MB
- Limitless programmability
- Freescale i.MX6 processor takes multitasking to the next level
- Micro SD card (up to 32 GB) for custom boot-loading graphics, iRite applications and configuration files

Room To Grow

The 1280 utilizes real-time processing and achieves unprecedented multitasking performance. With industry-leading onboard capabilities, you may never need to add an option card; however, the 1280 is easily expandable.

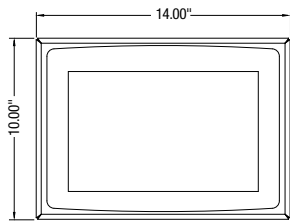
- The 1280 expands its capabilities with smart option cards, which allows for faster system performance
- Six smart card slots for additional scale channels, serial ports, digital inputs and outputs, analog outputs, and protocol interfaces
- Advanced batch engine with latching for 24 setpoint conditions automates daily tasks and can handle even the most complex routines

1280 Enterprise™ Series

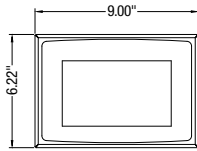
PROGRAMMABLE INDICATOR/CONTROLLER
WITH COLOR TOUCHSCREEN

Standard Features

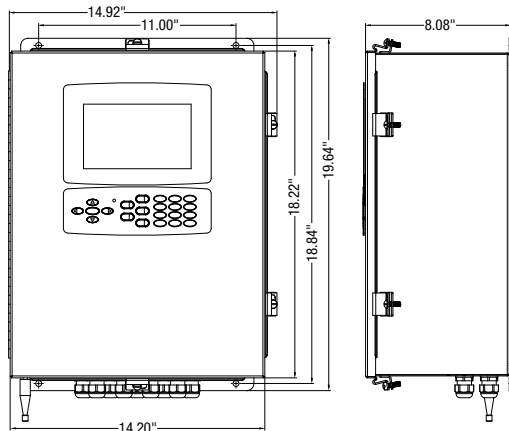
- Seven options are supported for adding scale channels, serial ports, digital input and outputs, analog inputs, analog outputs, various protocol interfaces, four-channel dry-contact relay
- Eight digital I/O for control and pulse count
- Customize applications with event-based programming using iRite™ software
- Graphical LCD display that adjusts for ambient light conditions
7-inch, 800 x 480 pixel (6.00 x 3.6in); 12-inch, 1200 x 800 pixel (10.4 x 6.5in)
- Resistive color touchscreen that can be used with gloves
- 100 setpoints, 24 configurable setpoint kinds
- 22 soft keys with 10 user-defined
- Selectable A/D measurement rate up to 960/second
- Three different enclosure types: universal with desk tilt stand, panel mount and wall mount
- Keypad for scale operations, numeric entry and navigation
- Supports a displayed keyboard during entry mode or an external keyboard
- Single and dual channel A/D cards to drive up to sixteen 350 ohm load cells per A/D card
- Multi-range/interval weighing functions for up to eight scales:
 - analog load cell scale
 - total scales
 - serial scales
 - program scales
 - iQube²
- Two RS-232 and RS-485 serial ports
- USB, Ethernet TCP/IP, WiFi®, WiFi Direct and Bluetooth® standard
- Multi-language operation for English, Spanish, French, Portuguese, Italian, German, Dutch, Danish, Swedish, Russian, Ukrainian, Hebrew, Chinese, Turkish, Thai, and Arabic (operator screens only)



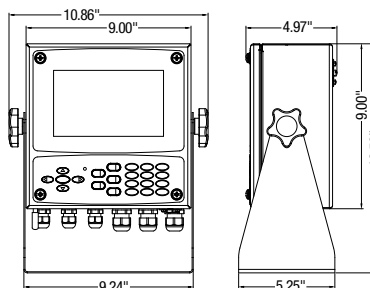
12-inch Panel Mount Touch-only



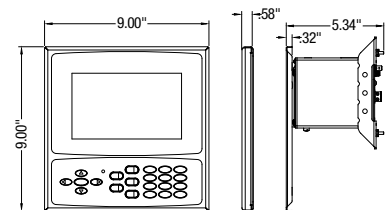
7-inch Panel Mount Touch-only



7-inch with Keypad Wall Mount



7-inch with Keypad Universal



7-inch with Keypad Panel Mount

Specifications

- Power AC:** Line voltages: 100–240 VAC (85–265 VAC)
Frequency: 50 or 60Hz
Power consumption: 60 watts
- Power DC:** Line voltages: 12–24 VDC (9–36 VDC)
Power consumption: 60 watts
- Excitation Voltage:** 10 ± 0.5 VDC, 16 x 350Ω or 32 x 700Ω load cells per A/D card
- Input Range:** -60mV to +60mV
- Sensitivity:** 1.0μV/graduation minimum @ 7.5 Hz–120 Hz
4.0μV/graduation typical at 960 Hz
- A/D Sample Rate:** 7.5 to 960Hz, software selectable
- Digital Filter:** Software selectable, three stage, adaptive or damping
- Resolution:** Internal resolution: 8 million counts
Weight display resolution: 9,999,999
- System Linearity:** ± 0.01% full scale
- Digital I/O:** Eight I/O channels on CPU board; optional 24-channel I/O expansion boards available
- Circuit Protection:** RFI, EMI, EFT, ESD protection
- Onboard:** Microprocessor: Freescale i.MX6
Embedded Linux® OS
8 GB eMMC (system use)
1 GB DDR3 RAM
460MB on board database (SQLite) storage
Up to 32GB micro SD card
- Communication:** Port 1 & 2: Full duplex RS-232 with CTS/RTS, RS-422/485 full and half duplex
Baud Rate: 1200 to 115,000
Port 3: USB 2.0 Device (Micro)
Port 4: Bluetooth® SPP 2.1+EDR, Standards 4Mbaud
Ethernet: Wired 10/100 Auto-MDX
Ethernet: Wireless 802.11 b/g/n 2.4GHz
- Other Ports:** (2) USB 2.0 Host (type A) for mass storage/keyboard/printers
- Operating Temperature:** Legal: 14°F to 104°F (-10°C to 40°C)
Industrial: -4°F to 131°F (-20°C to 55°C)
- Rating:** IP66 wall enclosure
IP69K universal and panel mount
- Material:** Stainless steel
- Warranty:** Two-year limited warranty

Approvals



Measurement
Canada
Approved



Approvals for 7" and 12" touch-only panel mounts pending

7" with keypad
universal and
wall mount

7" with keypad
panel mount

Your Rice Lake Weighing Systems distributor is:

RICE LAKE
WEIGHING SYSTEMS

230 W. Coleman St. • Rice Lake, WI 54868 • USA
TEL: 715-234-9171 • FAX: 715-234-6967 • www.ricelake.com

An ISO 9001 registered company © 2017 Rice Lake Weighing Systems PN 173152 10/17
Specifications subject to change without notice.